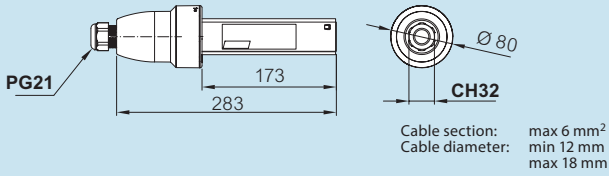


LB PLUS busbar trunking systems


technical information

Trunking components

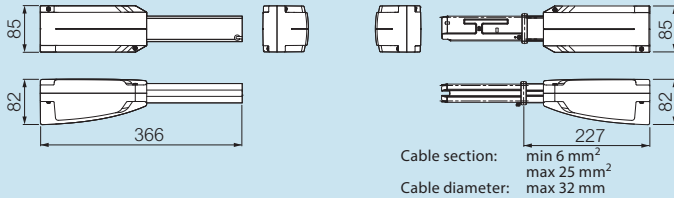
Feed unit 254



Feed unit (reduced dimensions) 40 / 63 A 408

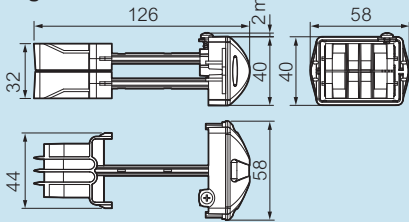


404 / 634




End cover

Right

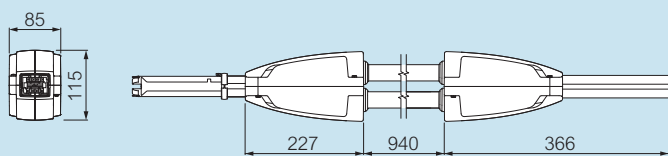


Left

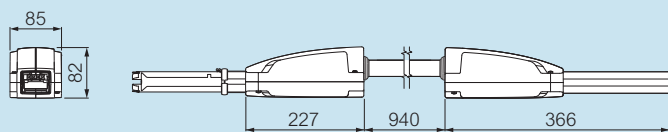


Flexible joint (reduced dimensions) 404 / 408 / 634

408



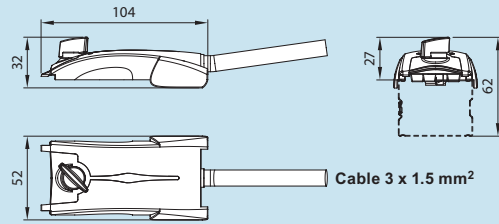
404 / 603



All dimensions (mm) are nominal

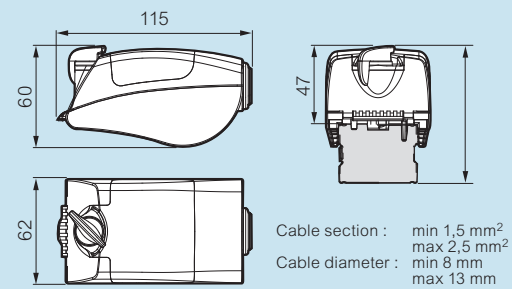
Tap-offs

Plug 10 A



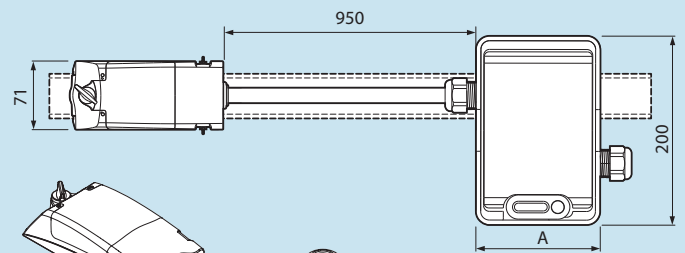
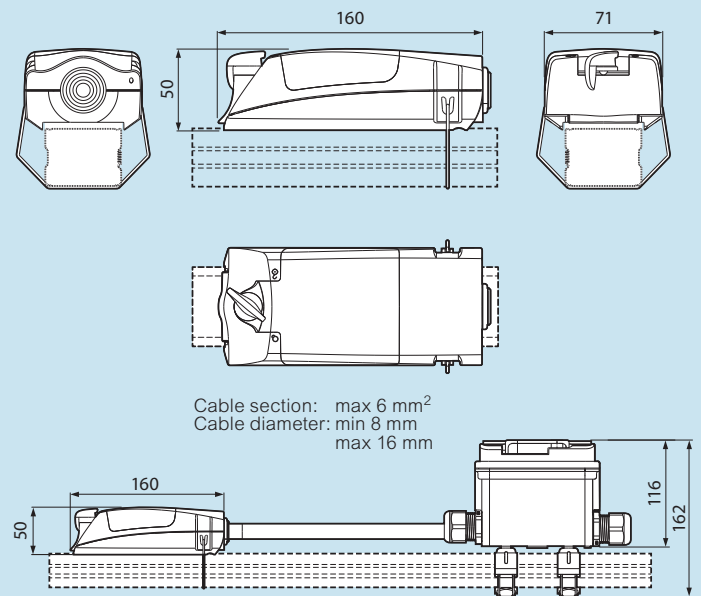
Plug 10 A
L1-N GREY
L2-N ORANGE
L3-N BLUE
L-N2 MAGENTA

Plug 16 A

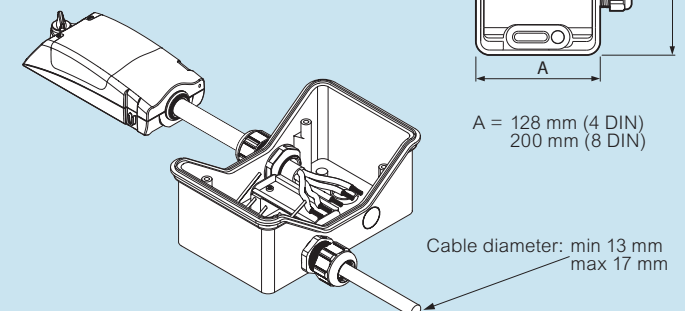


Plug 25 A

Cat. Nos. 75007005 / 75007205



A = 128 mm (4 DIN)
200 mm (8 DIN)

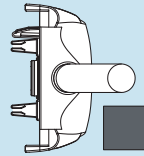
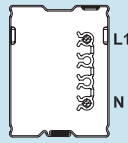


LB PLUS busbar trunking systems

technical information

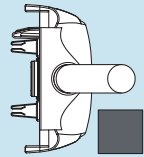
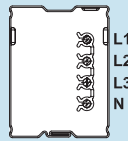
■ Colour coding for 10 A single phase tap-offs

2 CONDUCTORS

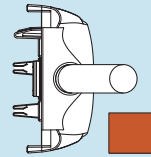


L1-N
75005011 / 75005021

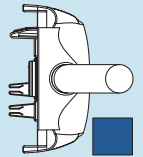
4 CONDUCTORS
three-phase



L1-N
75005011 / 75005021

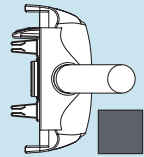



L2-N
75005012 / 75005022

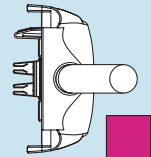


L3-N
75005013 / 75005023

4 CONDUCTORS
dual single phase

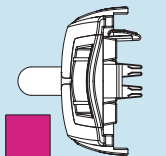


L1-N
75005011 / 75005021

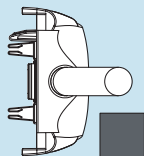
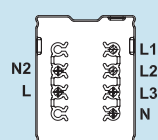


L-N2
75005014 / 75005024

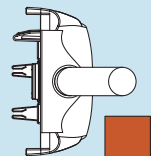
6 CONDUCTORS



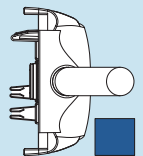
L-N2
75005014 / 75005024



L1-N
75005011 / 75005021

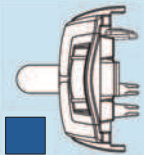


L2-N
75005012 / 75005022

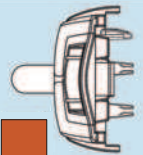


L3-N
75005013 / 75005023

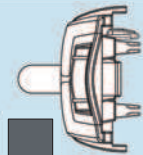
8 CONDUCTORS



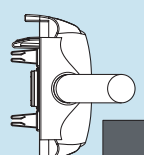
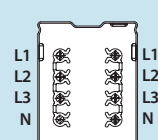
L3-N
75005013 / 75005023



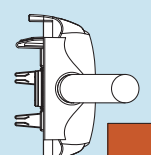
L2-N
75005012 / 75005022



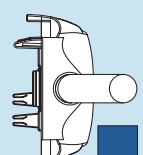
L1-N
75005011 / 75005021



L1-N
75005011 / 75005021

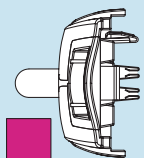


L2-N
75005012 / 75005022

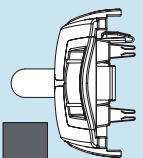


L3-N
75005013 / 75005023

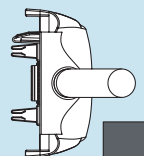
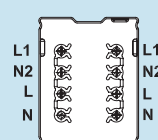
4 x SINGLE PHASE



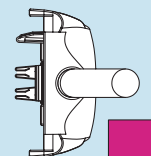
L-N2
75005014 / 75005024



L1-N
75005011 / 75005021



L1-N
75005011 / 75005021



L-N2
75005014 / 75005024

All dimensions (mm) are nominal